Load holding valves

Normale 31NPS S L 3/8 F

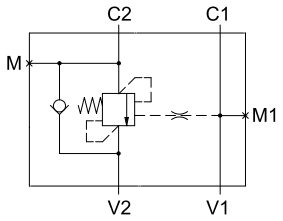

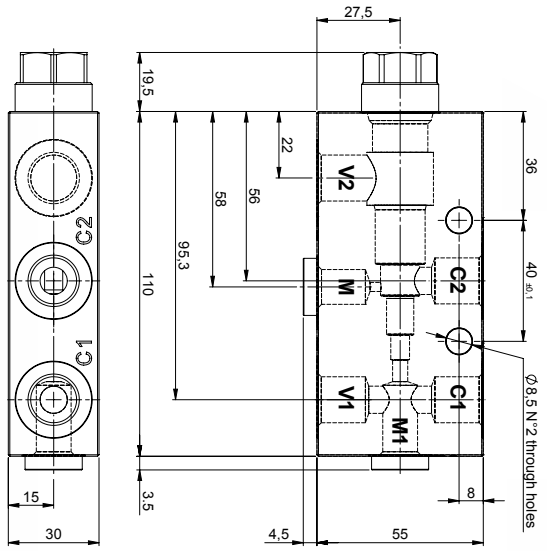

Technical Details

body material	zinc plated steel
capacity	90 lpm (24 gpm)
ports size	V1, V2, C1, C2: G 3/8 M: G 1/4, M1: G 1/8
max operating pressure	350 bar (5000 psi)
pilot ratio	4:1 - 8:1
maximum setting	420 bar (6100 psi)
minimum setting	60 bar (870 psi): 4:1 100 bar (1450 psi): 8:1
pressure setting established @	cracking pressure (1in3/min)
maximum valve leakage at reseat	5 drops / minute
operating characteristic	standard
reseat	>80%
maximum recommended load pressure at maximum setting	330 bar (4800 psi)
valve weight	1,34 Kg (2,95 lbs)
external component surface treatment	zinc plating + sealing
temperature range	-30 to 100°C (-22 to 212°F) with BunaN seals
fluids	Mineral-based or synthetics with lubricating properties at viscosities of 10 to 500 mm^2/s (cSt)
filtration	Nominal value max. 10µm (NAS 8) / ISO 4406 19/17/14

- Backpressure at port 2 adds to the effective relief setting at a ratio of 1 plus the pilot ratio times the backpressure
- Set your counterbalance valve at least 1.3 times the maximum load induced pressure
- Indicated Reseat value is obtained with valve set @ maximum setting
- For customized settings and for settings from 360 bar to 420 bar please consult factory
- For special ports please consult factory
- For 2:1 pilot ratio please consult factory

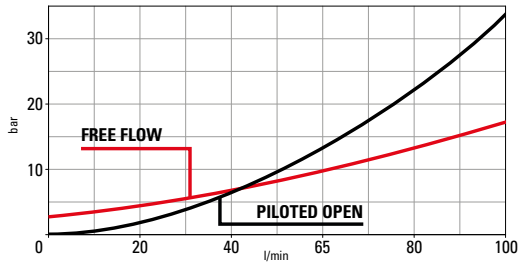

Performance curves

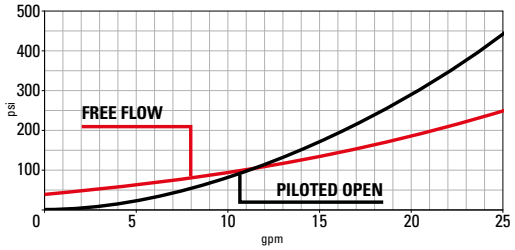

S | N | S | 3 | 1 | L | | | G | 3 | 8 | | 0 | 0 | 0

04 = 4:1
08 = 8:1

4:1 Spring I = 60-210 bar **(Sandard Setting 200 bar)** Spring H = 210-360 bar **(Sandard Setting 350 bar)**

8:1 Spring I = 100-380 bar **(Sandard Setting 200 bar)** Spring H = 200-420 bar **(Sandard Setting 350 bar)**

The information contained in this page is valid at the time of going to print. Valvole Italia reserves the right to modify its products without notice and does not accept liabilities for damages incurred as a consequence of these changes. To make sure you are seeing the latest product information, please visit www.valvoleitalia.it

© 2022 Valvole Italia s.r.l. – all rights reserved